




T450 (R) specification

For Applications with engines up to 373 kW (500 hp) gross input power and up to 2100 N•m gross input torque.



RATINGS

	Gross Input Torque N•m	Gross Input Power ⁽¹⁾ kW (hp)	GVW kg	Vocations
City Bus	1750	298 (400)	29,000	City Bus
Tour Coach	2100	373 (500)	27,000	Tour Coach

(1). Gross Power rating as defined by ISO 1585 or SAE J1995.

DRIVETRAIN INTERFACES

Acceptable full-load engine governed speed	1700 – 2300 rpm
Acceptable engine idle speed range (with transmission in Drive)	500 – 800 rpm

MOUNTING

To Engine	SAE No.1
In Chassis	Rear support available (required for some installations)

TORQUE CONVERTER

Type One stage, three element, polyphase.
Includes standard integral damper which is operational in lockup.

Model	Stall Torque Ratio
TC-521	2.42
TC-531	2.34
TC-541	1.90
TC-551	1.79
TC-561	1.58

MECHANICAL RATIOS (Gear ratios do not include torque converter multiplication)

Range	
First	3.51 : 1
Second	1.91 : 1
Third	1.43 : 1
Fourth	1.00 : 1
Fifth	0.74 : 1
Sixth	0.64 : 1
Reverse	-4.80 : 1

CONTROL SYSTEM

Description	Allison 5th Generation Electronic Controls with closed loop adaptive shifts	
Shift Sequences	[C = Converter mode (lockup clutch disengaged); L = Lockup mode (lockup clutch engaged)]	
	City Bus	Tour Coach
	Standard: 1C-[1L]-2C-2L-3L-4L-5L	Standard: 1C-[1L]-2C-2L-3L-4L-5L
	Optional: 1C-[1L]-2C-2L-3L-4L-5L-6L	Optional: 1C-[1L]-2C-2L-3L-4L-5L-6L
	Optional: 1C-[1L]-2C-2L-3L-4L	Optional: 1C-[1L]-2C-2L-3L-4L
TCM must be calibrated for "1L" option. Second-gear-start calibrations are not available for all vehicle applications.		
Driver-to-Transmission Interface	Cab-mounted shift selector, pushbutton or lever with two-digit display (range selected and range attained)	
Communication Protocol - Engine/Vehicle Systems Interface	SAE J1939, IECAN, PT-CAN	

PHYSICAL DESCRIPTION

	Installation Length*	Dry Weight	Depth below transmission centerline
Basic Model	795 mm	377 kg	338 mm
With Retarder	795 mm	411 kg	338 mm

*Approximate length from engine housing to output flange (depending on output flange type)

OUTPUT RETARDER PROVISION (OPTION)

Type	Integral, hydraulic		
	Capacity		
	Torque	Power	
Low	1763 N•m	373 kW (500 hp)	
Medium	2170 N•m	447 kW (600 hp)	
High	2710 N•m	447 kW (600 hp)	

OIL SYSTEM

Allison approved fluids: TES 295 and TES 389	
Capacity, w/o PTO, excluding external circuits	38 litres
Main circuit oil filter	Replaceable element, integral
Cooler circuit oil filter	Replaceable element, integral
Electronic oil level sensor (OLS)	Standard

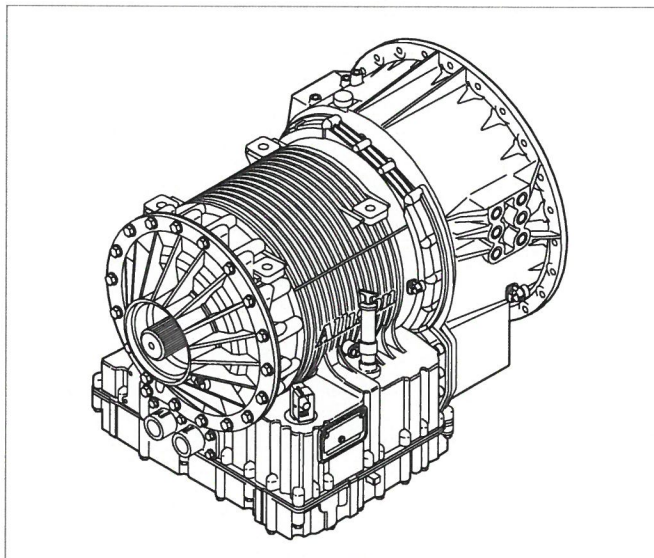
SPEEDOMETER PROVISION

Description	Non-zero-crossing square wave
	8, 16 or 40 pulses per revolution of transmission output shaft
Location	Electronic output from TCM

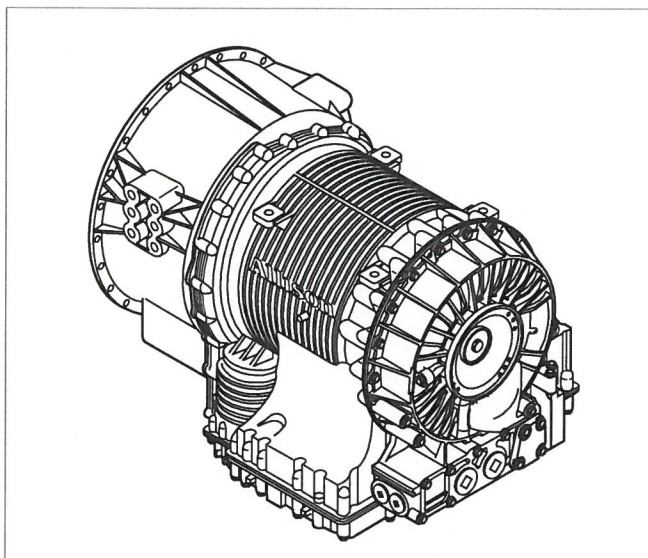
TACHOGRAPH PROVISION

Tone wheel	4 or 6-tooth
Mounting	M18 x 1.5 metric thread
Location	Transmission rear cover or retarder housing

T450



T450 (R)



Contact Information:

Transdiesel Australia Pty Ltd
77 McKellar Way, Epping, Victoria, Australia 3076
Ph: (03) 9305 0800
www.transdiesel.com.au

